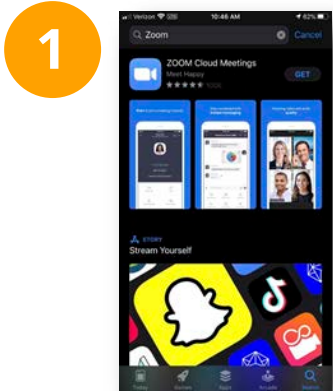




# Your MyChart Video Visit Using MyChart Mobile

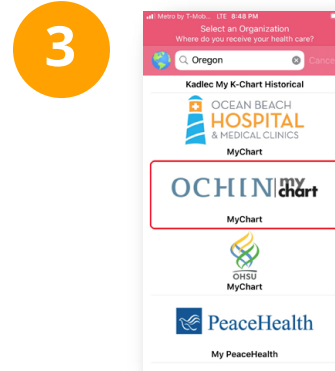
Participate in a virtual visit using your cell phone or from a computer with a camera. Below are the steps to get started.\*



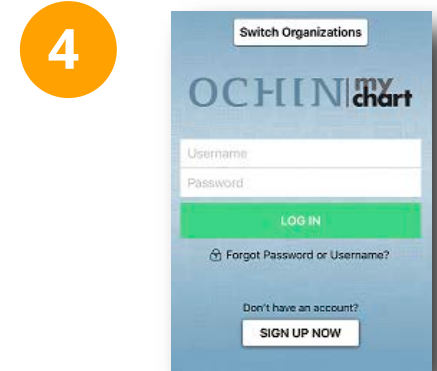
Download & install the free **Zoom app** from Apple or GooglePlay before your appt.



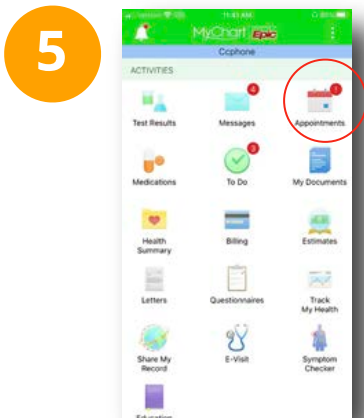
Download & install the free **MyChart app** from the Apple Store or GooglePlay before your appt.



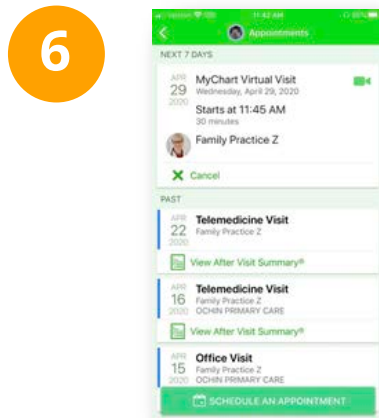
Set up your MyChart account for **Virginia Garcia** by selecting **OCHIN**



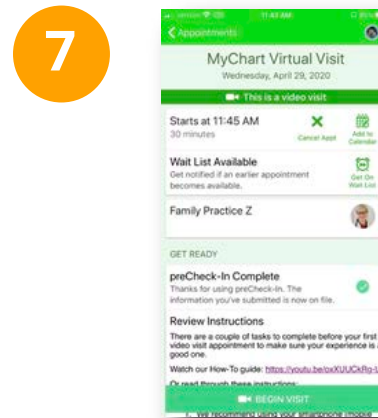
Log into your MyChart account with your username and password



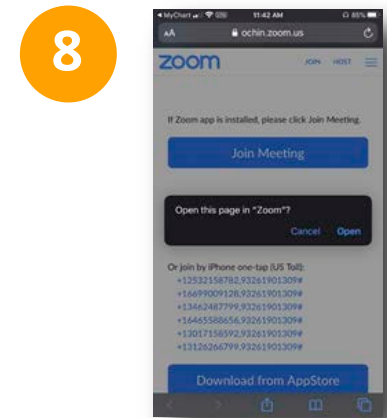
Tap Appointments from the menu screen



Tap your current appointment



Select "Begin Visit"



Zoom will launch. Select "Open" when asked if you want to open this page. You will be instructed to wait for the host (your provider).

\* instructions were created using an iPhone. Steps may vary slightly with other models or phone platforms.

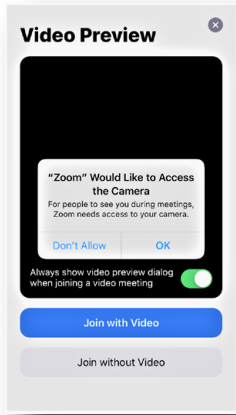


# Your MyChart Video Visit Using MyChart Mobile

**Connecting Audio and Video in the visit.** Once you are in the visit, you will be asked to connect video and audio.

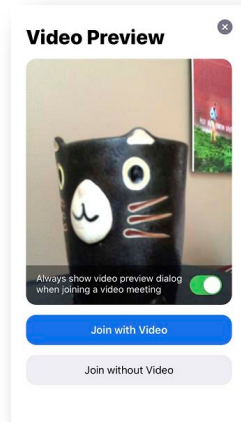
Connecting to video:

1



Select **"OK"** to allow Zoom to use your device's camera.

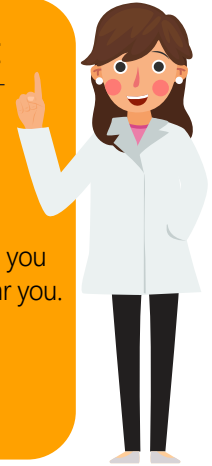
2



A preview of your video will appear. Click **"Join with Video"**

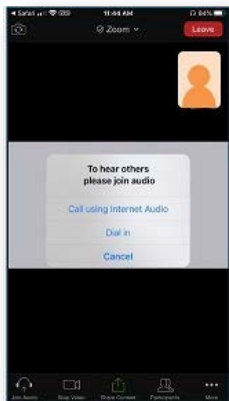
**Tips for a great Virtual Visit**

- ★ Enter the visit up to 30 minutes early
- ★ Make sure you are in a well lit space.
- ★ Use headphones with a microphone so you have privacy and your provider can hear you.
- ★ Have something to write with nearby just in case you need to take notes.



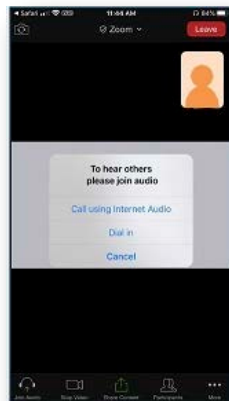
**Connecting to audio once your video is set up.** Follow steps 1 and 2 above, then select how you would like to hear the provider.

3



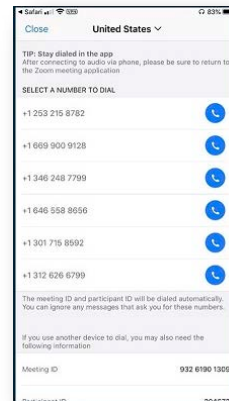
If you are on wi-fi select **"Call Using Internet Audio"** once connected you will be instructed to wait for your provider

4



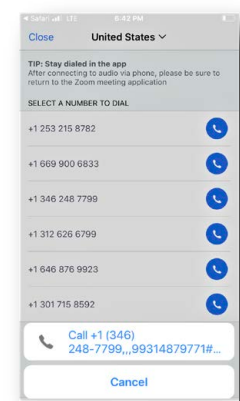
If you are not on wi-fi, you have the option to dial in using a phone number. To do this, Select **"dial in"**

5



Select one of the phone numbers provided and tap **"dial"** when asked

6



Tap **"call"**. You will be taken to the phone call. Your meeting ID is entered automatically. Stay on the line, and go back to your Zoom app.